

# Acapella™ DH

## Respiratory Therapy System

### Cleaning and Disinfecting Instructions

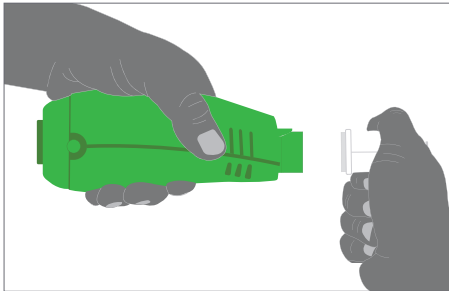
#### Device Parts

There are two parts to clean:

- > the mouthpiece
- > the acapella device



#### Part 1 - Disassembly

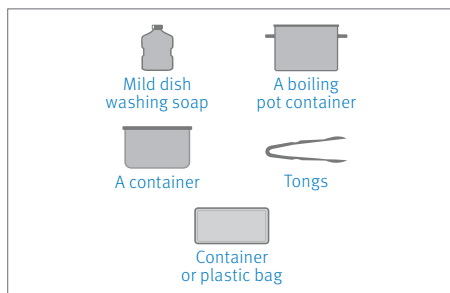


Detach mouthpiece.

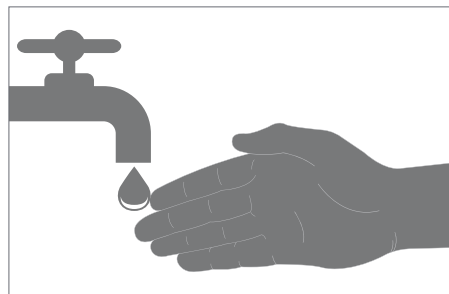
#### Part 2 - Cleaning

Cleaning precautions:

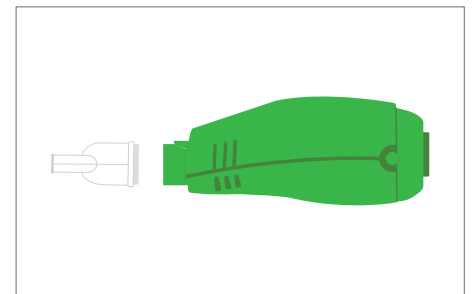
- > Do not use bleach
- > Do not microwave
- > Visually inspect the device to ensure the unit is free of contaminants and foreign objects
- > Verify all connections are secure
- > If necessary, clean and disinfect weekly
- > Discard device after 6 months of use



Material required.

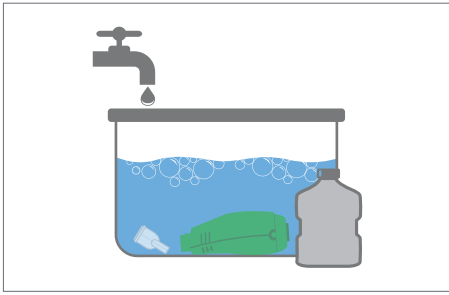


Wash hands.

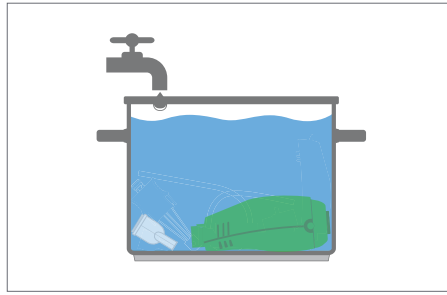


Disassemble device (see part 1).

## To Clean with Liquid Dish Detergent



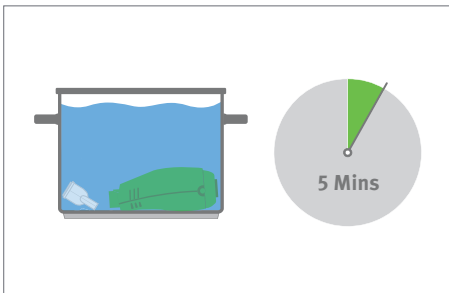
Soak the device and mouthpiece in warm, soapy water as required to remove visible contaminants. Use a liquid dish detergent (Dawn or equivalent), mixing two (2) tablespoons of detergent per four (4) liters of water.



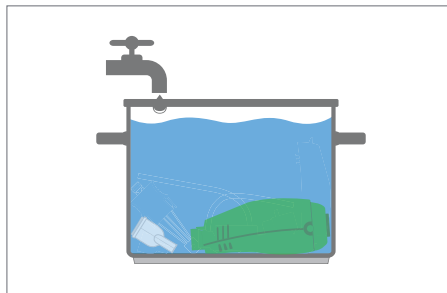
Rinse thoroughly with boiled water and allow parts to air dry. Drain the device by placing it in a normal resting position.

## Part 3 - Disinfecting

### Disinfecting with Alcohol

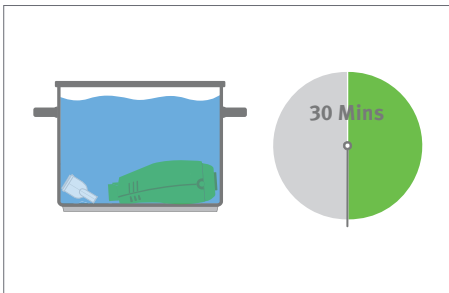


You can soak the device in alcohol for 5 minutes, twice daily. Acapella device is compatible with 70% isopropyl alcohol.

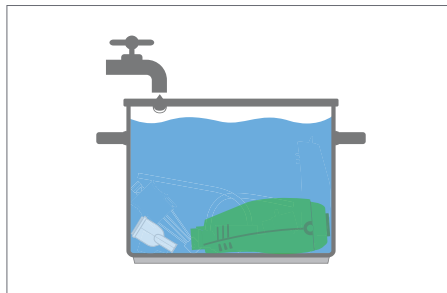


Once soaked, rinse the device with boiled water. Please allow the water to cool down before rinsing.

### Disinfecting with Hydrogen Peroxide

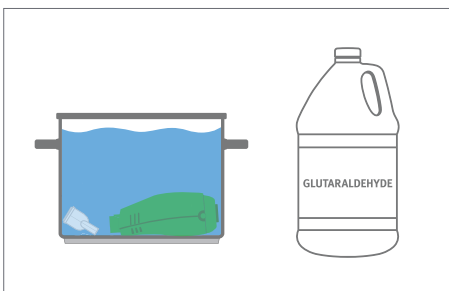


Soak in 3% hydrogen peroxide for 30 minutes.



Rinse with water.

### Disinfecting with Glutaraldehyde's (Cidex® or equivalent)



Acapella device will maintain its integrity using cold sterilising solutions which contain glutaraldehyde's.