

Acapella™ DM

Respiratory Therapy System

Cleaning and Disinfecting Instructions

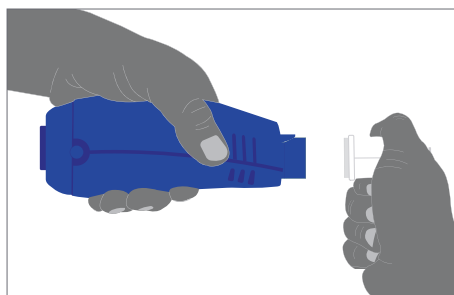


Device Parts

There are two parts to clean:

- > the mouthpiece
- > the acapella device

Part 1 - Disassembly

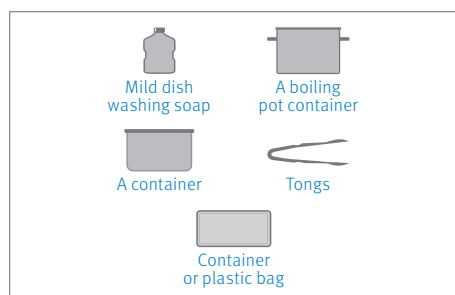


Detach mouthpiece.

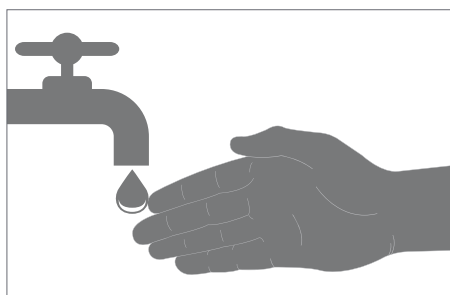
Part 2 - Cleaning

Cleaning precautions:

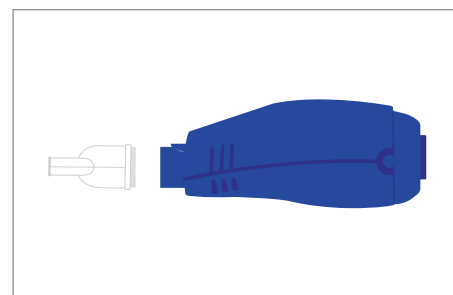
- > Do not use bleach
- > Do not microwave
- > Visually inspect the device to ensure the unit is free of contaminants and foreign objects
- > Verify all connections are secure
- > If necessary, clean and disinfect weekly
- > Discard device after 6 months of use



Material required.

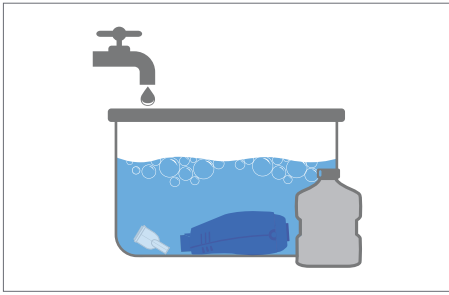


Wash hands.

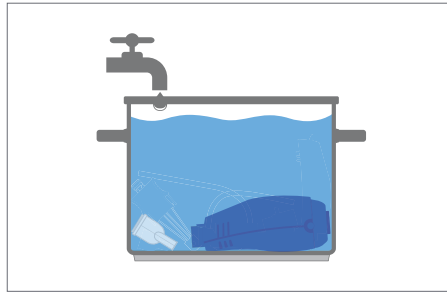


Dissemble device (see part 1).

To Clean with Liquid Dish Detergent



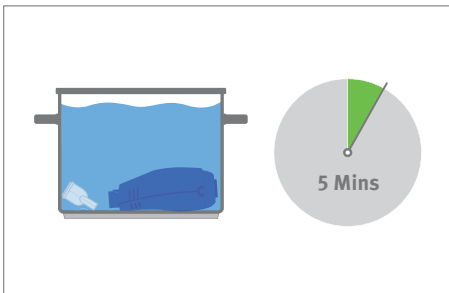
Soak the device and mouthpiece in warm, soapy water as required to remove visible contaminants. Use a liquid dish detergent (Dawn or equivalent), mixing two (2) tablespoons of detergent per four (4) liters of water.



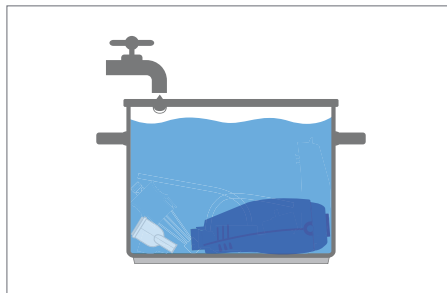
Rinse thoroughly with water and allow parts to air dry. Drain the device by placing it in a normal resting position.

Part 3 - Disinfecting

Disinfecting with Alcohol

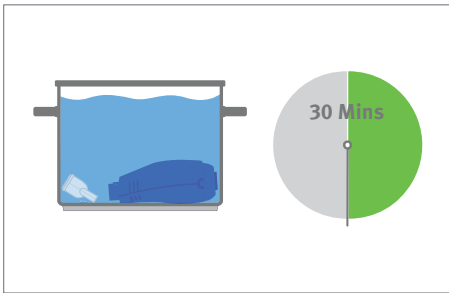


You can soak the device in alcohol for 5 minutes, twice daily. Acapella device is compatible with 70% isopropyl alcohol.

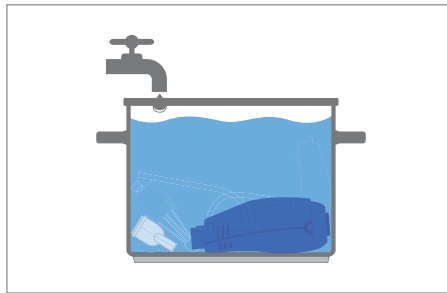


Once soaked, rinse the device with sterile water. You can make water sterile by boiling for five (5) minutes.

Disinfecting with Hydrogen Peroxide

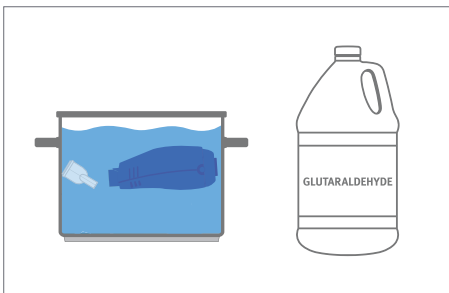


Soak in 3% hydrogen peroxide for 30 minutes.



Once soaked, rinse the device with sterile water. You can make water sterile by boiling for five (5) minutes.

Disinfecting with Glutaraldehyde's (Cidex® or equivalent)



Acapella device will maintain its integrity using cold solutions containing glutaraldehyde.