

Acapella Choice™ Blue Vibratory PEP Therapy System

Cleaning and Disinfecting Instructions

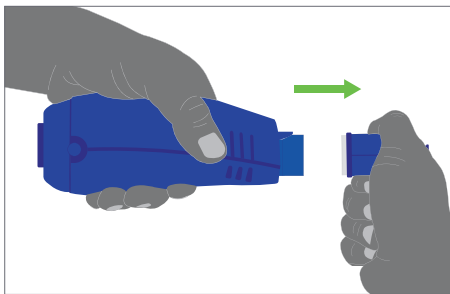


Device Parts

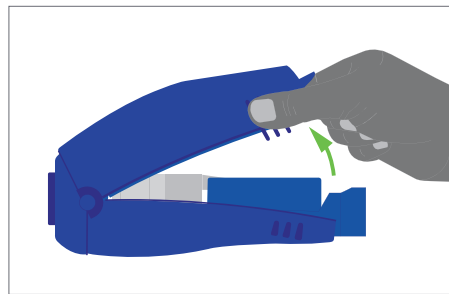
There are four parts to clean:

- › The mouthpiece
- › The base unit
- › The cover
- › The rocker assembly – DO NOT disassemble the rocker arm from its platform base

Part 1 - Disassembly

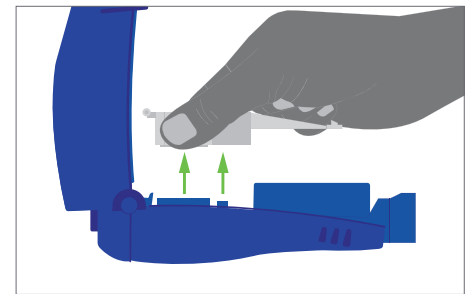


Detach mouthpiece.



Open the cover by placing your forefinger and thumb on the three ribs located on the unit toward the mouthpiece.

TIP: Gently pinch on the ribbed surface and lift the cover up. The cover may be detached if needed. The cover should only be lifted to a 90° angle.



Detach the rocker assembly by placing your forefinger and thumb on either side of the grooved surface and gently lift the rocker up.

The rocker assembly is not designed to be disassembled - do not attempt to separate the rocker arm from its platform base.

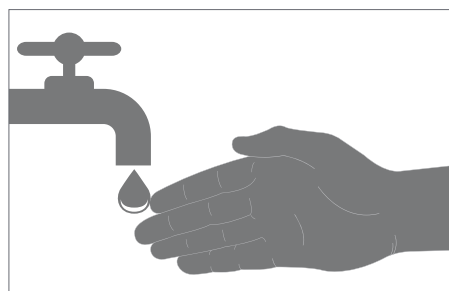
Part 2 - Cleaning

Cleaning precautions:

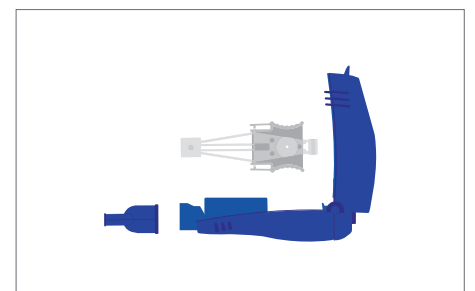
- › Do not use bleach
- › Do not microwave
- › Visually inspect the device to ensure the unit is free of contaminants and foreign objects
- › Verify all connections are secure
- › If necessary, clean and sanitise weekly
- › Discard device after 6 months of use



Material required.

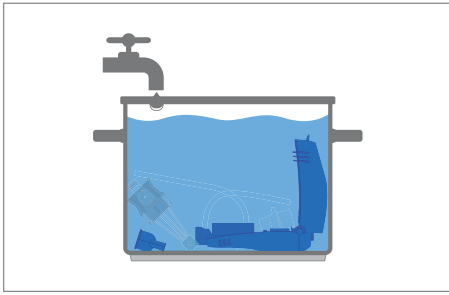


Wash hands.

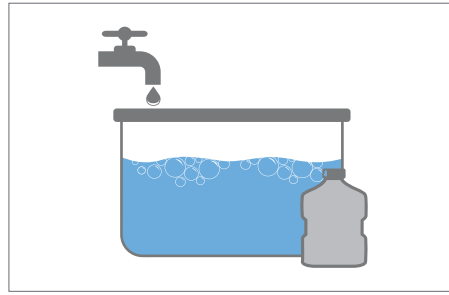


Disassemble device (see part 1).

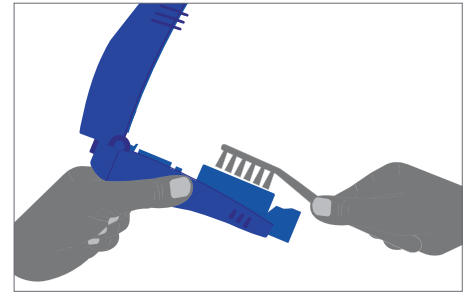
To Clean with Liquid Dish Detergent



Detach the mouthpiece and lift the cover to remove the rocker assembly. Rinse components under running water.




Use a liquid dish detergent, mixing two tablespoons (30 mL) of detergent per one gallon (3785 mL) water. Soak the base unit, cover, rocker assembly, and mouthpiece in warm soapy water for 10 minutes to remove visible contaminants.



Scrub with a soft bristle brush as needed to remove contaminants. Rinse thoroughly with running water for 30 seconds and allow parts to air dry.

To Clean with an Automatic Dishwasher



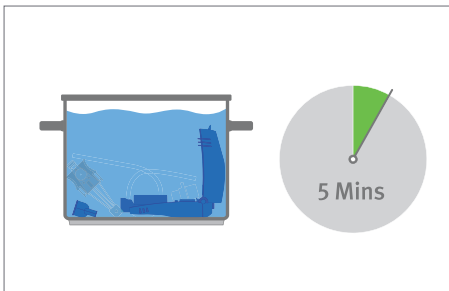
Acapella choice blue therapy device may be cleaned using a home dishwasher that is NSF/ANSI 184 certified.

Dishwasher operation must be in accordance with the manufacturer's instructions using the sanitisation setting.

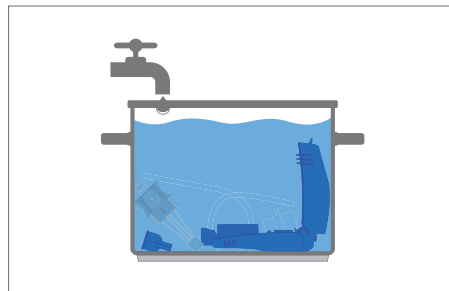
It is recommended to place disassembled parts on the top shelf and allow to air dry.

Part 3 - Disinfecting

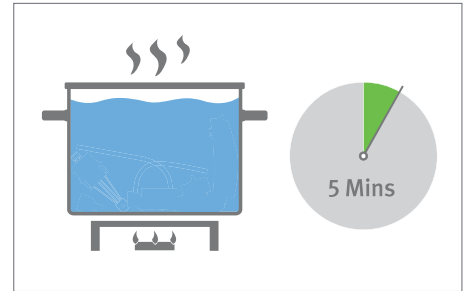
Alcohol



You can soak the device in alcohol for 5 minutes, twice daily. Acapella choice blue therapy device is compatible with 70% isopropyl alcohol.

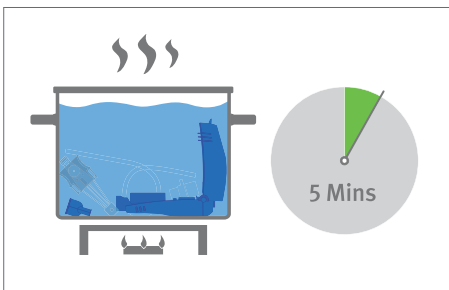


Once soaked, rinse the device with sterile water.



You can prepare the water by boiling for 5 minutes. Please allow the water to cool down before rinsing.

Boiling Water



You can boil the cleaned device in distilled water for 5 minutes. Once cooled, remove from the water, and allow to air dry.